


The wood tailor

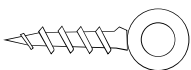
MOBILIARIO SOSTENIBLE

CUADROS TABLEAU

INSTRUCCIONES DE MONTAJE
ASSEMBLING INSTRUCTIONS
INSTRUCTIONS D'ASSEMBLAGE



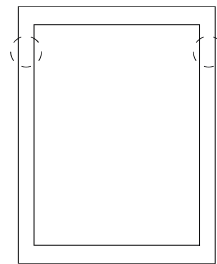
HERRAJES Y PIEZAS
IRON FITTINGS AND PIECES
FERRURES ET PIÈCES

x2  *A

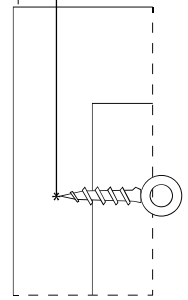
MONTAJE
ASSEMBLING
MONTAGE

①

2x A



+1cm



* Colgar en los postes verticales a más de 1 cm del borde.

* Accrocher des lattes verticales à plus de 1 cm du bord.

②

